

A TALE OF TWO CITIES  
AND TWO FRIENDS  
QUEEN VICTORIA OF ENGLAND  
EMPERESS EUGENIE OF FRANCE

A PROJECT CREATED EXCLUSIVELY FOR VIRTUAL DOLL CONVENTION



*By Kathi R. Mendenhall ©2020*

DIRECTIONS FOR THE PROJECTS BY KATHI R MENDENHALL  
A TALE OF TWO CITIES

## *Supplies Needed for Cards*

*Printer, Cardstock, regular printing paper*

*Staples Envelopes 480330 100 count Invitation Envelopes*

*Avery 8126 Shipping Labels or Sticker paper of your choice*



## *Supplies Needed for Paper Dolls*

*Printer, Cardstock, regular printing paper or Glossy Photo Paper 8.5 x 11*

*Alternate choice for dolls is to print on glossy paper or regular paper and glue down on card or cereal box weight stock*

*Glossy paper is intended for the doll dresses.*



DIRECTIONS FOR THE PROJECTS BY KATHI R MENDENHALL  
A TALE OF TWO CITIES  
CONTINUED



1. *Print the cards on cardstock.*
2. *Print the stickers from this file or the Miniature Royalty Stamps from the VDC 2020 Files Section.*
3. *Cut each card horizontally along the dotted line. Fold each in half and write your own messages.*
4. *Place your card inside the envelope.*
5. *Address your envelope and close with a sticker cut from the sticker paper.*





DIRECTIONS FOR THE PROJECTS BY KATHI R. MENDENHALL  
A TALE OF TWO CITIES  
CONTINUED

1. *Print paper dolls on cardstock, or alternately print them on regular copy paper and paste to a card stock or cereal box for support.*
2. *Cut out the stands to play with them.*
3. *Cut the dresses from a thin, shiny photo paper, or just from regular copy paper. (One can take to the office supply store for special processing as well.)*
4. *There is a slice at the head for crowns and hats. Depending on the length of slice, you may cut down the tab for the headdresses. Some fit before and behind the head to hold on.*
5. *Dress each doll in her dresses.*
6. *Happy Dolling!!*









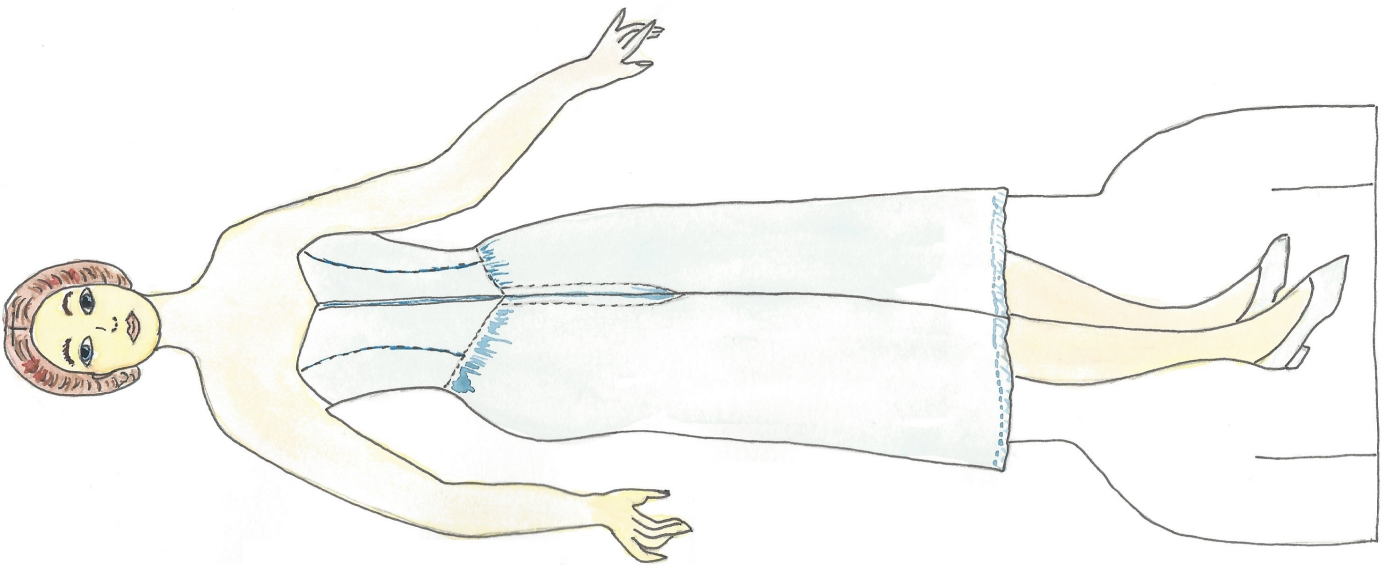
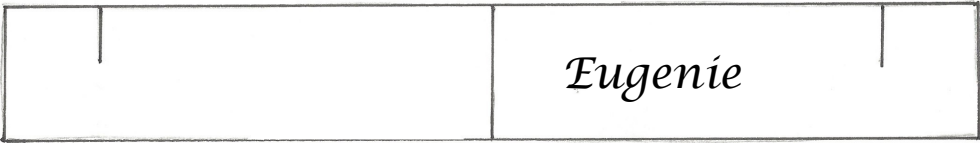
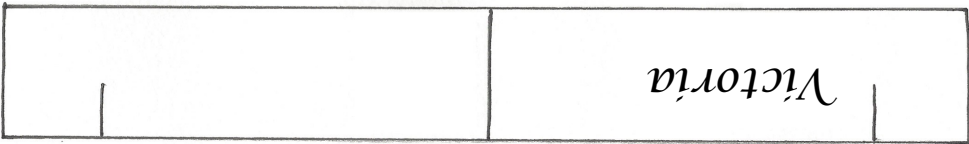
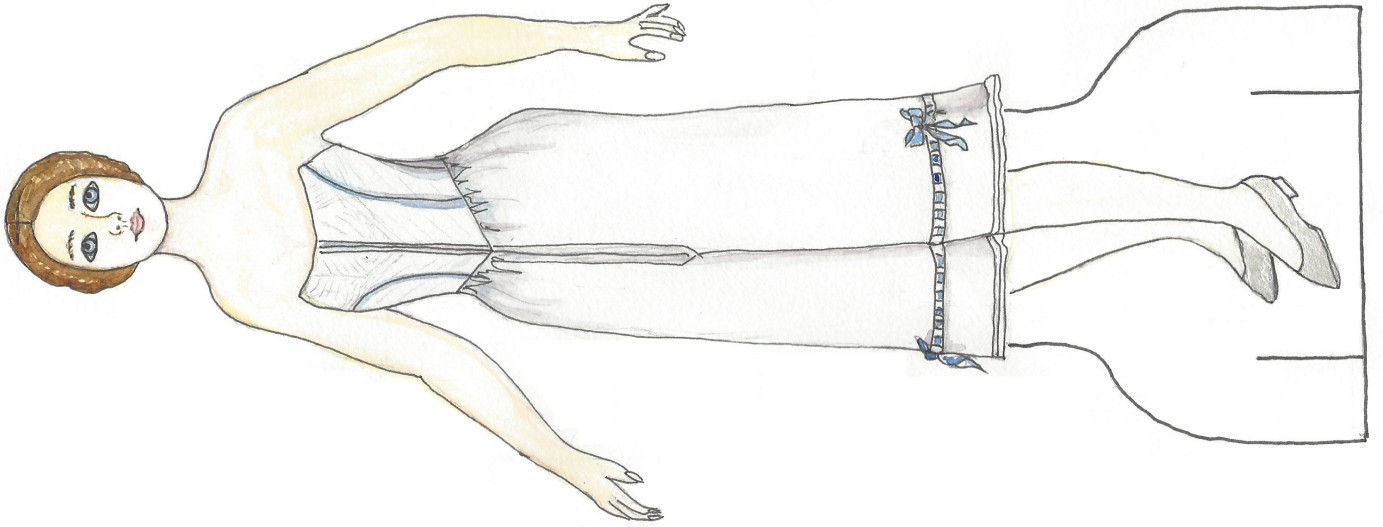
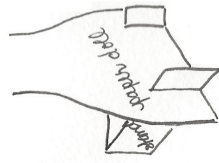







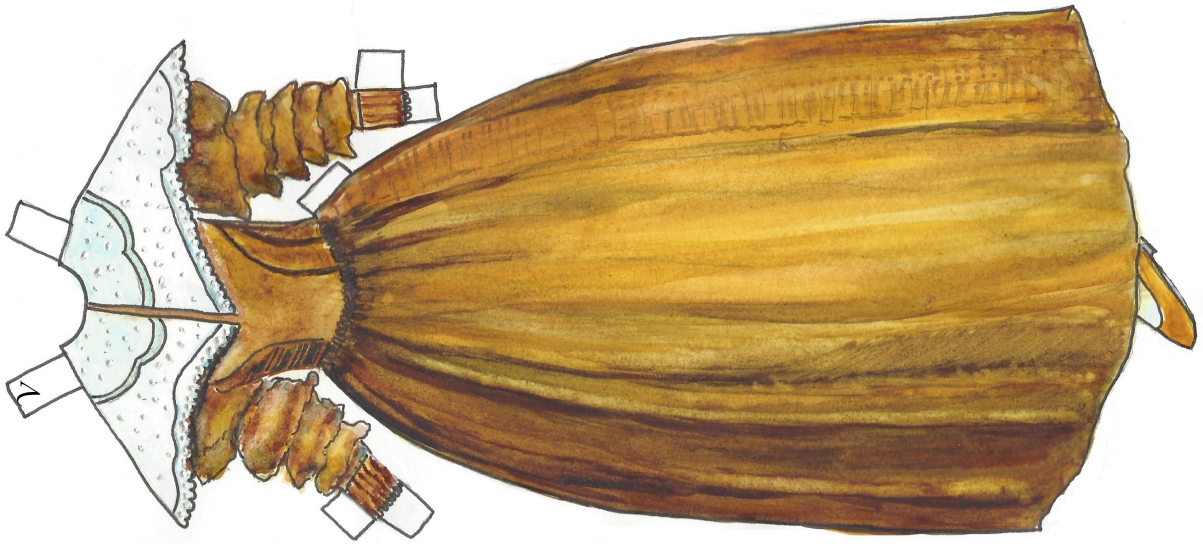








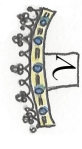
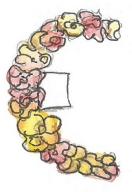
*Queen Victoria's  
Privy Council dress  
and removable  
white cotton embroi-  
dered collar. worn  
on the day of her ac-  
cession on the 20th  
June 1837. Originally  
black as Victoria  
was in mourning.  
The dress has now  
faded over time to a  
golden brown color.*



*Plaid Dress  
1835 Princess Victo-  
ria's dress This  
shows a pre-  
Victorian dress as  
worn by the then  
Princess, later  
Queen, Victo-  
ria herself. From  
Fripperies and Fobs*

Painting done in 1847  
by Winterhalter of  
Queen Victoria in her  
wedding veil and dress  
for Albert

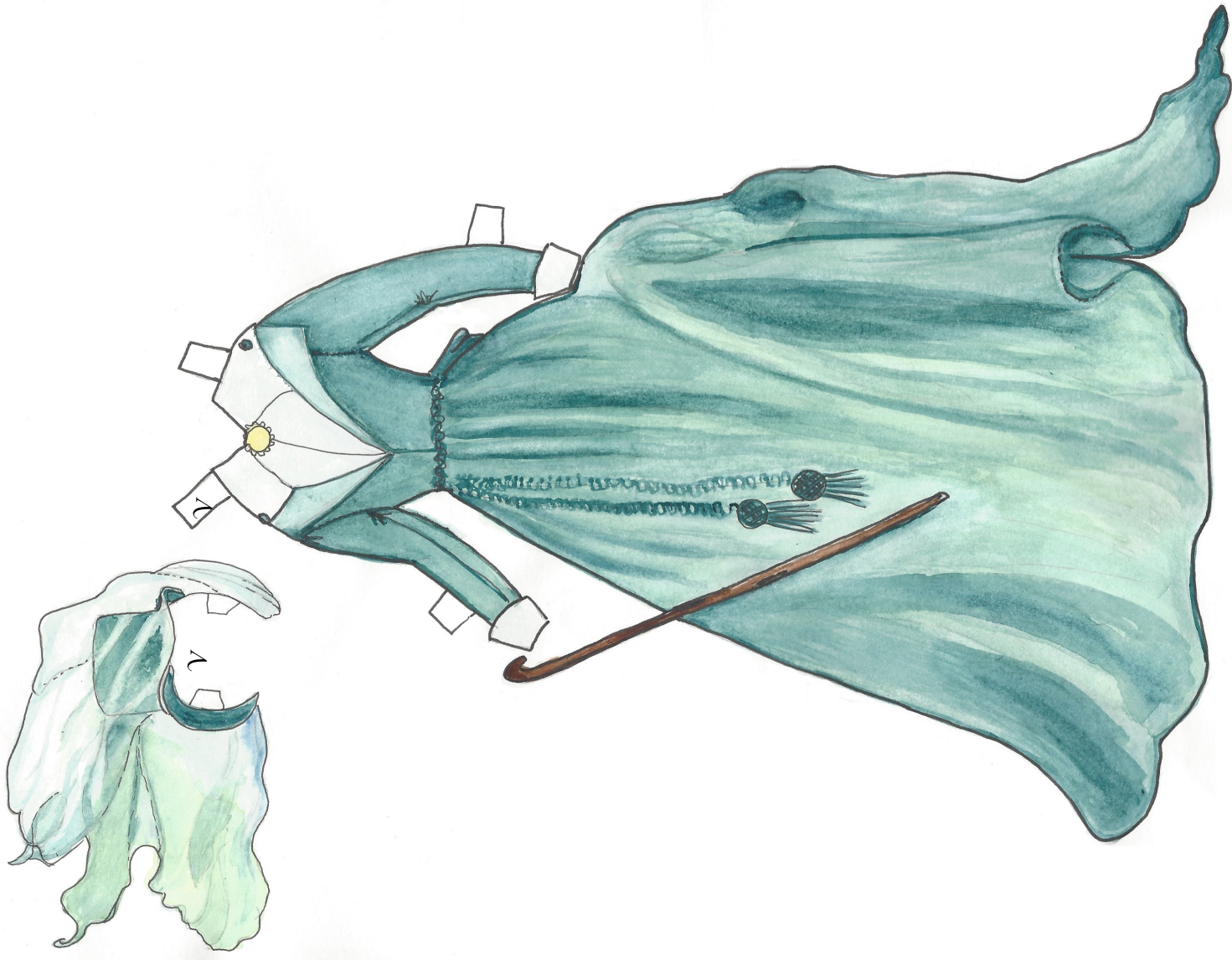
On the 10th February  
1840, her wedding  
morning, Queen Victo-  
ria wrote in her jour-  
nal: 'Had my hair  
dressed and the wreath  
of orange flowers put  
on' (in between break-  
fast and receiving var-  
ious visitors, including  
Prince Albert). Only af-  
ter all this did she brief-  
ly record: 'Dressed....I  
wore a white satin  
gown with a very deep  
founce of Honiton, imi-  
tation of old. I wore my  
Turkish diamond neck-  
lace and earrings, and  
Albert's beautiful sap-  
phire brooch'.





In August 1839 Victoria recorded a conversation she had had with Lord Melbourne, which doesn't paint the place or the palace in a better light: "Talked of Brighton, it's [sic] being an odious place, the impossibility of sailing there, &c.; the burden the Pavilion was, and what to do with it." She liked it better on her second visit, noting that this time the building "lighted up looked cheerful and felt warm, and my impression of it was not so cheerless as last year." After a long dinner with guests she went up in to the Saloon Bottle to watch fireworks, which she greatly enjoyed. "The whole Pavilion," she continued, "has been done up and re-gilt and looks very fresh and pretty."

From [Brightonmuseoums.org.uk](http://Brightonmuseoums.org.uk)







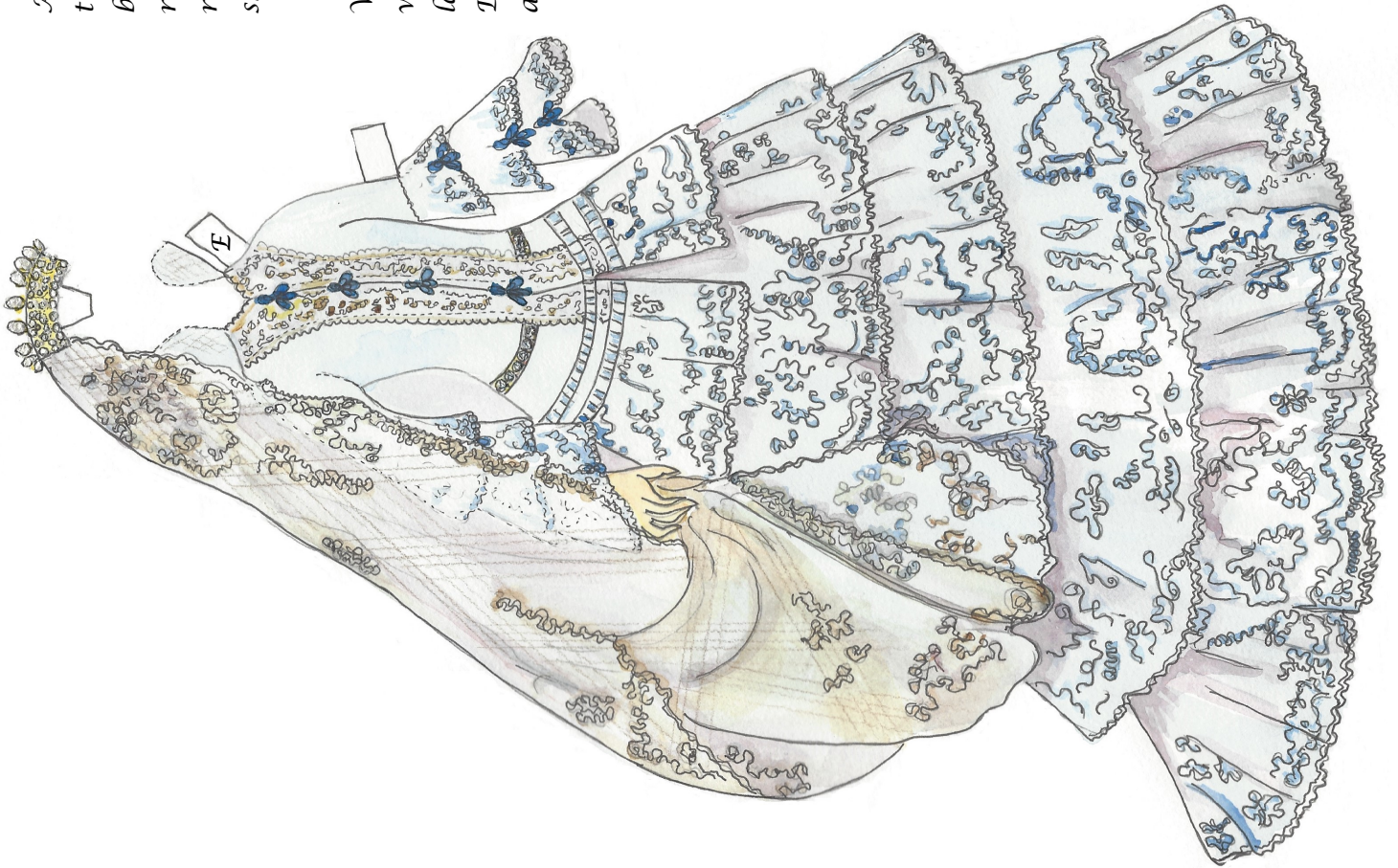
*A ball gown of Empress Eugenie designed by Charles Frederick  
Worth*

*From Fashion and Costume History*



All that is left of this dress is the bodice. The fabric has now been reproduced to show in museum.

Wedding dress of white velvet and lace. She wore a DIAMOND belt at her waist.







*Empress Eugenie was known to have a passion for the color "Tilly Blue." And she had a love of the fashions of Marie Antoinette. While in Paris for the World Exposition, Tiffany adopted the color of "Tilly Blue" and we know it today as Tiffany Blue.*